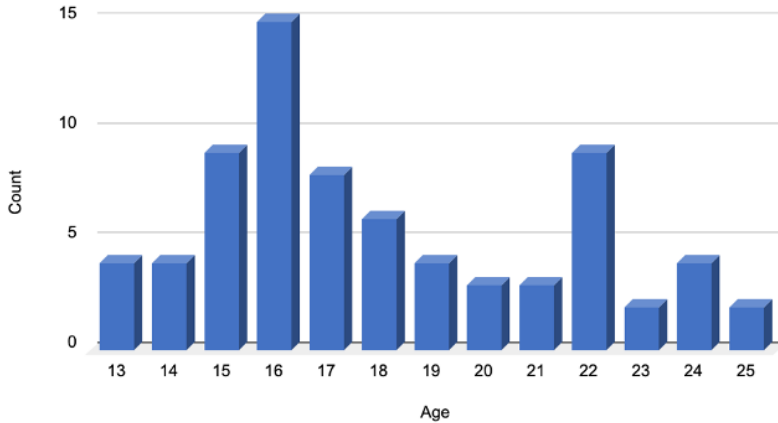


Nate's Place

A WELLNESS AND RECOVERY CENTER

Age Demographics



YEAR-IN-REVIEW

From February 2023 to February 2024, **Nate's Place has successfully supported teens and young adults ranging from ages 13 to 25 years old. The majority of individuals currently served are 16 years of age.** The majority of our participants are sophomores to seniors in high school.

As of February 2024, Nate's Place has supported over 100 teens and young adults. Participants remain in the program for **4 months** on average. With additional programming being added regularly, clients are beginning to remain longer in the program.

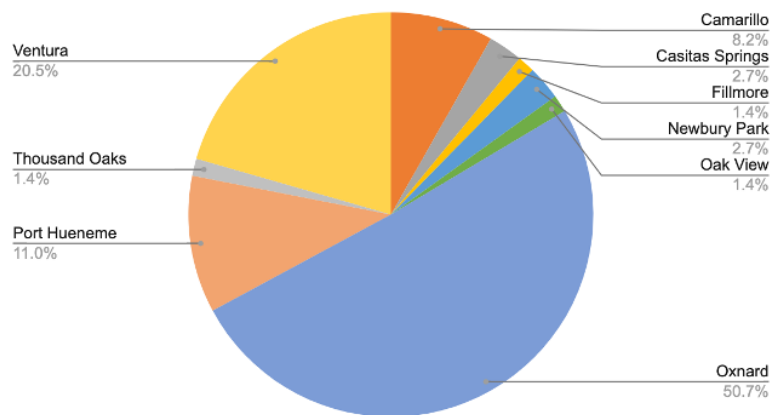
WIDE REACH

Nate's Place has been able to service individuals and families throughout Ventura County. By offering transportation to and from the center, Nate's Place provides accessibility to individuals in outlying areas.

Located in Oxnard, CA, **49.3% of the population served comes from 8 of the surrounding cities.** Clients from Oxnard make up 50.7%.

Nate's Place also extends its reach outside of the center by conducting **Teen Intervene Prevention groups in 2 schools (in Ojai and Ventura) where a total of 36 teens are served.**

City Demographics



115

Total of individuals supported since Feb. 2023 to Feb. 2024.

16

Average age of participants in the program.

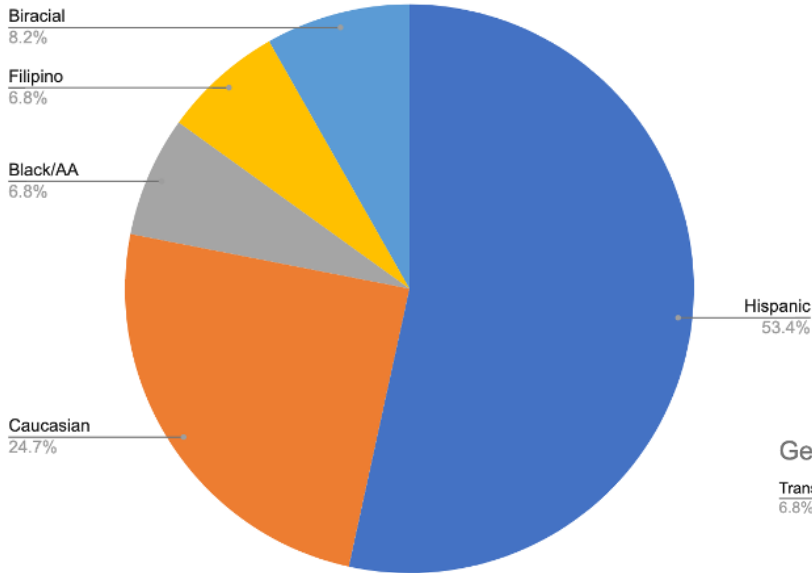
50%

Half of population from Oxnard and other half from surrounding cities in Ventura County.

Nate's Place

A WELLNESS AND RECOVERY CENTER

Race Demographics

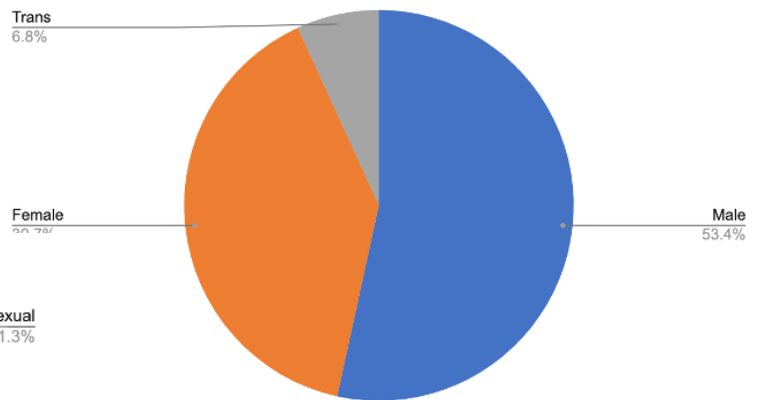


DEMOGRAPHICS

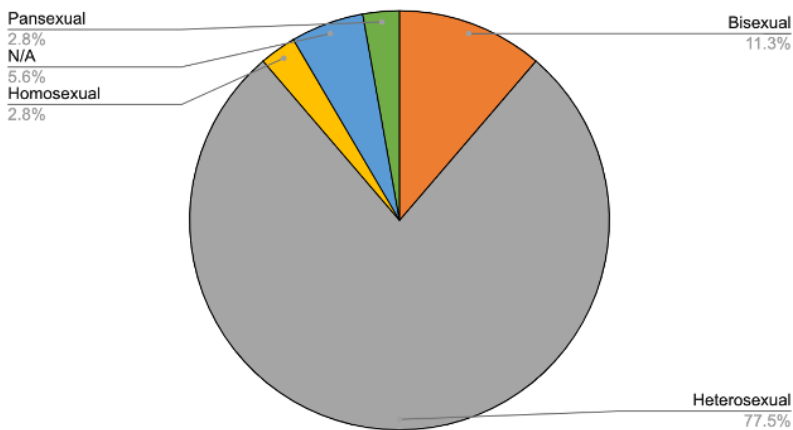
Nate's Place has been welcoming to all ethnicities. As of February 2024, **Nate's Place has a total of 75.2% BIPOC population.** The Nate's Place staff reflects the population by having over half of its staff being bilingual (Spanish/English).

Nate's Place has a population of **53.4% male, 39.7% female, and 6.8% transgender.**

Gender Demographics



Sexual Orientation Demographics



Nate's Places is proud to be a safe haven for young adults to feel comfortable about their gender and sexuality, and also to learn from one another. **77.5% identify as heterosexual, 11.3% bisexual, 2.8% homosexual, 2.8% pansexual, and 5.6% choosing not to identify.**

75%

of Nate's Place participants identify as Black, Indigenous, and People of Color (BIPOC)

Nate's Place has shown continuous support to all demographics in regards to gender, sexual orientation, and race. The BIPOC population at Nate's Place exceeds the racial demographic makeup of Ventura County, proving to be a great resource to under-represented and minority groups in the county.

Nate's Place

A WELLNESS AND RECOVERY CENTER

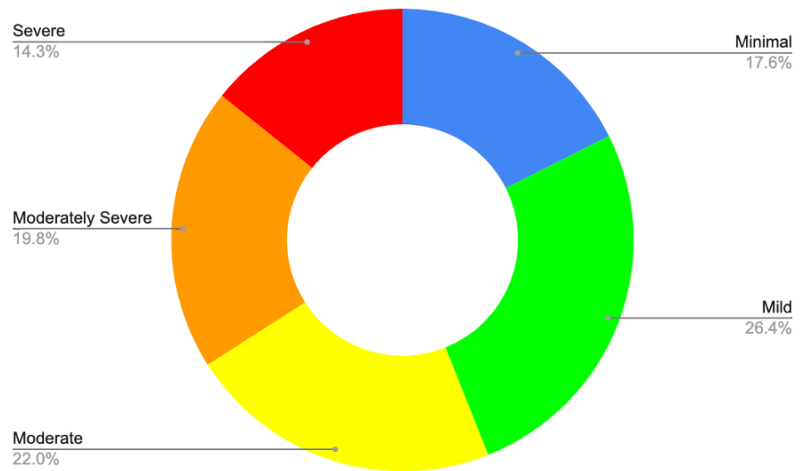
IMPACT OF PROGRAM

Each participant completes an industry-standard self-report questionnaire to measure their mental health at the time of entering the program. The questionnaire is provided every two months for updates.

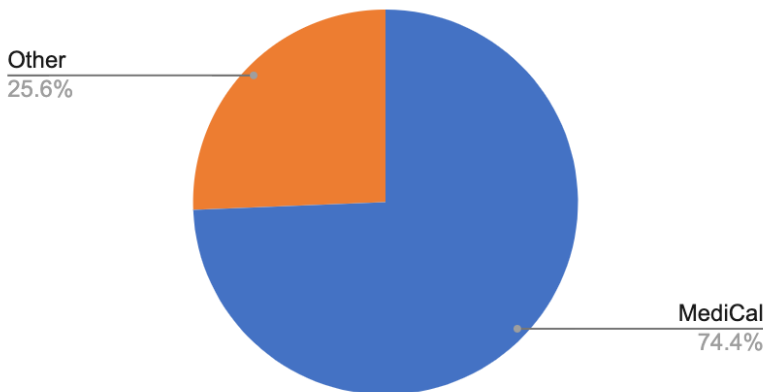
Two-third (**66%**) of participants have shown an improvement in their levels by **going from severe and moderately severe depression to moderate, mild, and minimal depression.**

Substance Use

We are currently in the process of gathering data on the participants' improvements regarding substance use.



Health Coverage



As of February 2024, **74.4% of current Nate's Place participants are enrolled in Medi-Cal.** The young participants and their families benefit greatly from the free services and on-going support provided by Nate's Place: A Wellness and Recovery Center.